





GED ACCREDITATION RENEWAL INFORMATION

1). **Start a Renewal Application:** Go to [ACEP.org/GEDA](https://www.acep.org/GEDA). Click on the blue button at the top of the webpage.



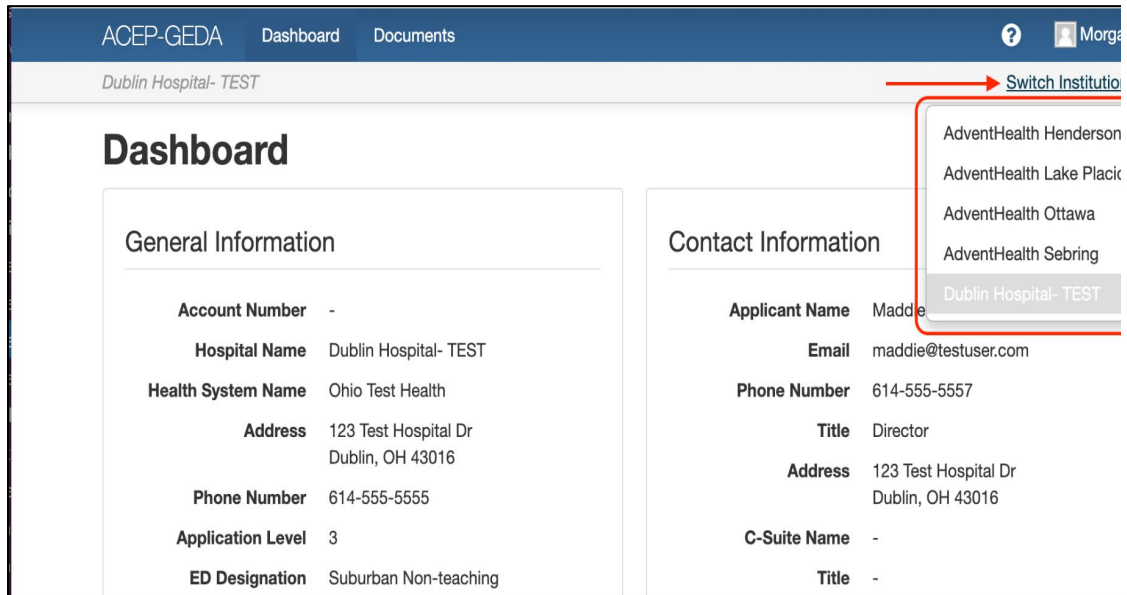
3). **Automatic Redirect:** You will be redirected to <https://acep-geda.edvera.com/>

4). **Click and Sign In:** Click on the blue “ACEP GEDA User Sign in” button.



5.) **Log in:** Log in with your ACEP credentials.

6.) Select Your Institution: Choose your hospital from the dashboard.



7.) Application-Level Selection: Select and complete the application level of your choice.

8.) Checkout: If you are paying via purchase order (PO) instead of a credit card - don't forget to apply for "terms" as this is the function that allows you to pay via hospital purchase order.

Questions? Contact us: [bmarek @acep.org](mailto:bmarek@acep.org)

Best Regards,

Bonita Marek

Geriatric Emergency Department Accreditation

American College of Emergency Physicians / Advancing Emergency Care

bmarek@ACEP.ORG

<https://www.acep.org/GEDA>